


October
2024-2025

1930's Square

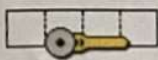
This makes a 12" block!

Color 1 - Orange
Color 2 - Black

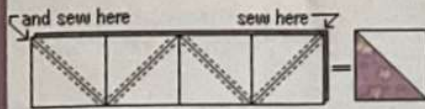


This is an original pattern.
Please abide by the Terms and Conditions of use! :o)

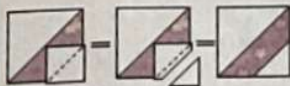
** Preparing the Pieces and Sewing the Block **



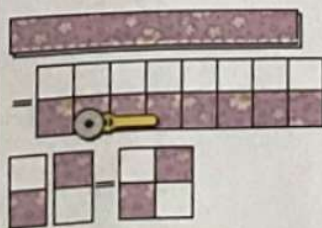
Start by cutting the Color 2 1-1/2" x 6" strip into four 1-1/2" squares...



Next speed piece the half squares, by stacking the Color 1 and Color 2 3-7/8" x 15-1/2" strips, right sides together and all edges aligned. On the back of the top strip, lightly mark the 3-7/8" square lines and mark the diagonals in the direction shown at left. Now sew 1/4" above and below the marked diagonals, pivoting at the square lines. Now cut apart ON the marked diagonals, and on the 3-7/8" square lines. This will give you eight half squares. Press seam allowances towards the darker fabric. These should measure 3-1/2"...



Now, to make one center unit, place a Color 2 small square right sides together atop a half square on the purple side, with outer edges aligned. On the back of the small square lightly mark the diagonal. Sew ON this diagonal marking. Cut off the excess seam allowance. Press the remainder towards the corner triangle. Make four of these...



Next sew a Color 1 and a Color 2 2" x 16" strip right sides together along one long edge, in a 1/4" seam. Press to dark side. Trim this into eight 2" wide units. Repeat this with the other two 2" x 16" strips. Sew the pieced units together into four patch units: you need eight of them... on to Page 2!

© Sept 2 2003 Marcia Hohn

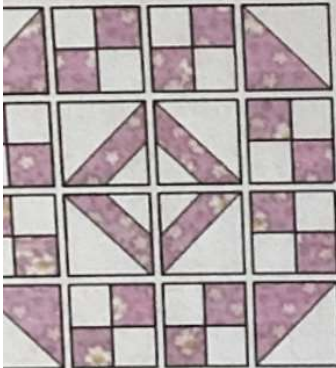
Original Block

mh paper

<http://www.quilterscache.com>



1930's Square - Page 2



Lay out all units as shown at left. Sew four horizontal rows. Join the rows and your block is complete!

** Supplies List **

 **Orange**
Color 1

Color 1 needs: one 3-7/8" x 15-1/2" strip AND two 2" x 16" strips

 **Black**
Color 2

Color 2 needs: one 1-1/2" x 6" strip AND one 3-7/8" x 15-1/2" strip AND two 2" x 16" strips

To the Patterns or The Quilter's Cache

© Sept 2 2003 Marcia Hohn

mh paper
A. J. SCHMIDT

Page 1

Original Block

<http://www.quilterseache.com>