


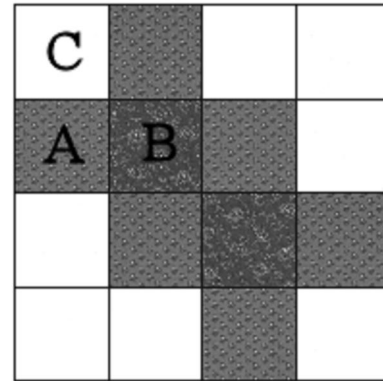
NOVEMBER

ARROWHEAD PUZZLE


Color A Dark red print (6) 3 ½" squares

Color B Navy print (2) 3 ½" squares

Color C Cream on Cream (8) 3 ½" squares



Sew into 4 rows as shown. Press seams in alternate directions. Sew the rows together to make a 12 ½" block (12" finished).



This quilt was made using 20 blocks, rotating every other block to form this pattern. The borders are 1", 1 ½", and 4".

Finished size is 61" x 73"