



APRIL

NINE PATCH VARIATION


Color A Yellow with white print (3) 4 1/2" squares
(3) 1 7/8" squares

Color B Medium purple print (2) 4 1/2" squares
(3) 1 7/8" squares


Color C White with yellow print (3) 4 1/2" squares
(3) 1 7/8" squares



Piece the small 1 7/8" squares (3 from each color) as shown. This will be the center square in the nine patch. Trim to 4 1/2" if necessary.



Sew the squares into 3 rows as shown, then sew the rows together to make a 12 1/2" block (12" finished).



This quilt was made using 12 blocks in a 3 x 4 grid. With a 1" inner border and a 5" outer border the finished size is 48" x 61".