


June 2010

Fireflies

from 1999/2000



* Please your choice of scraps - any color combo is preferred


* For June, we have another easy and interesting pieced block, called "Fireflies". We'll do this one in striking colors, black, gold, and white.

For the large triangles, choose a black print. Then choose a gold and a light gold tone on tone. Accent these with pure white on white print.

- | | | |
|------|-----------|---|
| Cut: | Black | One 6 7/8 inch square, cut once diagonally to yield two triangles. |
| | Gold | Two 3 1/2 inch squares |
| | | One 3 7/8 inch square cut once diagonally to yield two triangles. |
| | Pale gold | Two 3 1/2 inch squares |
| | | Two 3 7/8 inch squares, each cut once diagonally to yield four triangles. |
| | White | Five 3 7/8 inch squares, each cut once diagonally to yield ten triangles. |


Make 6 half square triangles 4 white/pale gold and 2 white/gold.

Make 2 units as shown here:



PALE GOLD
WHITE
GOLD

Make 2 units as shown here:



WHITE
GOLD
BLACK

Sew together.